

August®

User Manual

REC100



August International Ltd.
Rawmec Business Park
Hoddesdon EN11 0EE
United Kingdom
Tel: +44(0) 845 250 0586

EU Distributor:
Daffodil Germany GmbH
Bayernstr, 10
D-30855 Langenhagen
Germany
Tel: +49 (0) 511 97812978

- EN** USB Studio Microphone
- FR** Microphone Studio USB
- DE** USB-Studiomikrofon
- IT** Microfono USB con Braccio
- ES** Micrófono USB con Brazo
- PL** Mikrofon studyjny USB
- JP** USB録音マイク

User Manual

Thank you for purchasing the August REC100 USB Studio Microphone. This user manual is designed to familiarize you with all the features of this device. Please take the time to read this user manual carefully, even if you are already familiar with a similar product.

Safety

To ensure the safety of you and others, please read the Safety Instructions before using this device. Please do not disassemble the REC100, it can be unsafe and will invalidate the manufacturer's warranty.

Disposal

Please ensure the product and accessories are disposed of in compliance with the WEEE (Waste Electrical and Electronic Equipment) Directive and any other regulations applicable to your country. Always check with the environment agency and any other relevant authorities for current disposal regulations.

Declaration of Conformity

The Declaration of Conformity can be found on our website at <http://augustint.com/en/declaration/>

Customer Service

You can contact us by phone on: +44 (0)845 250 0586 or by email at: service@augustint.com should you require further technical support or customer service.

1. Content

 Shock mount	 Microphone	 Table clamp	 Windscreen cap
 2.5m USB cable	 Pop-filter	 M10 to M16 screw adaptor Desktop Mic. Arm.	

2. Product feature

- Cardioid Condenser Microphone
- High Sensitivity & Frequency Range
- Ultra Low Noise with Excellent Sound Quality
- 2.5m USB Power Delivery Cable
- Shock Mount with Detachable Pop Filter

The microphone is easy to use with no setup required using a plug and play system. The unit includes an arm stand, a pop-up filter and a USB cable.

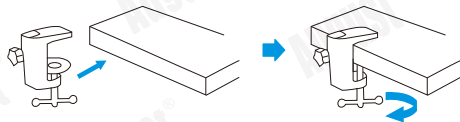
3. Compatibility

- Designed for PC and Mac.
- Does not guarantee compatibility with other devices

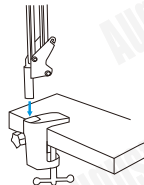
4. Instruction

Installation and assemble

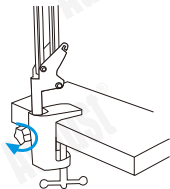
1. Attach the table clamp tightly to a flat desktop.



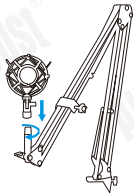
2. Insert the microphone arm on the table clamp



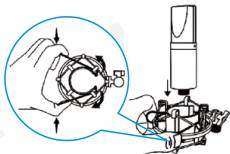
3. Fasten the screw



4. Fit the vibration absorber onto the top of the microphone arm.

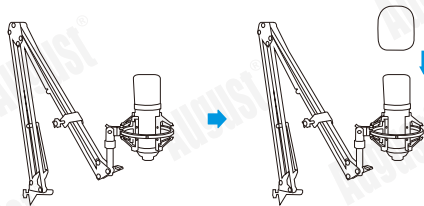


5. Pinch the spring clip on the vibration absorber to secure the microphone.

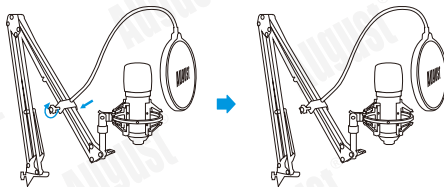


-3-

6. Insert the USB cable into the microphone.

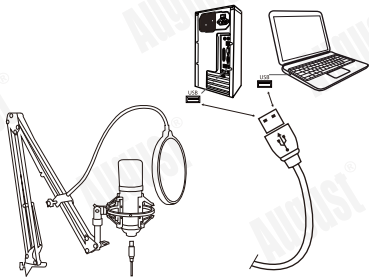


7. Mount the Pop-Filter on the microphone arm and screw it in tightly



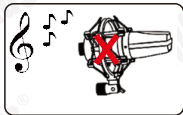
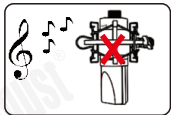

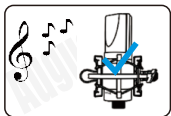
8. Connect the microphone to USB port on your computer with the cable applied. It will be recognized by your computer as a USB audio device with the name 'REC100'.

-4-



Tips

Talking directly in front of the microphone will give you a perfect sound recording, and you can also get a good recording when talking from the top.



5. Specification

Transducer type	Condenser microphone
Equivalent sound noise level	16dBA
Maximum sound pressure	110dB(at 1kHz \leq 1%T.H.D)
Polar pattern	Cardioid Uni-directional
Sampling rate	192KHz/24Bit
Frequency response	20Hz-20KHz
Sensitivity	-32dB \pm 2dB(0dB=1V/Pa at 1kHz)
S/N ration	78dB
Current	80-120mA
Operation temperature	-100°Cto+70°C
Cable length	2.5m

6. Troubleshooting

Too much ambient noise

In a noisy environment, a certain amount of noise is unavoidable.

Make sure:

- You have installed the foam windshield.
- The microphone is directed away from the surrounding noise.

The microphone is not recording audio

- Ensure the USB connector is connected to the device.
- Ensure you have set up your device to record audio.

7. Warranty

This product is guaranteed for twelve months from the date of the original purchase. In the unlikely event of any defect arising due to faulty materials or workmanship, the unit will be either replaced or repaired free of charge (where possible) during this period. An alternative product will be offered in case the product is no longer available or repairable.

This warranty is subject to the following conditions:

- The warranty is only valid within the country where the product is purchased.
- The product must be correctly installed and operated in accordance to the instructions given in this user manual.
- The product must be used solely for domestic purposes.
- The warranty only covers the main unit, and does not cover the accessories.
- The warranty does not cover the damage caused by misuse, negligence, accident and natural disaster.
- The warranty will be rendered invalid if the product is resold or has been damaged by inexperienced repairs. The manufacturer disclaims any liability for incidental or consequential damages.
- Please consult our customer adviser before returning any product; we are not responsible for any unexpected product returns.
- Any faulty product must be kept and returned in the original packaging with all the accessories and the original copy of the purchase receipt.

The warranty is in addition to, and does not diminish, your statutory or legal rights.

Customer Service:

Telephone: +44 (0) 845 250 0586

Email: service@augustint.com

**UK
CA**