

AUGUST[®] **User Manual**

Model No.: DTA310

EN

Amplified TV Antenna

FR

Antenne TV Amplifiée

DE

Aktive TV Antenne

IT

Antenna TV amplificata

ES

Antena TV Amplificada

August International Ltd

United Kingdom

Telephone: +44 (0)845 250 0586

www.augustint.com

User Manual

Thank you for purchasing the August DTA310 amplified TV aerial. This user manual is designed to familiarize you with all the features of this device. Please take time to read this user manual carefully, even if you are already familiar with a similar product.

Safety

To ensure your safety and the safety of others, please ensure you read the Safety Instructions before use this device.

Please do not open DTA310 by yourself. It can be unsafe and will invalidate the manufacturer warranty.

Disposal

Please ensure the product and accessories are disposed in compliance with WEEE (Waste Electrical and Electronic Equipment) Directive and other regulations in your country. Always check with environment agency and relevant authority for disposal regulations.

Customer Service

You can contact: +44 (0) 845 250 0586 or email service@augustint.com should you require technical support and customer service.

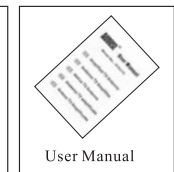

1. Important Safety Instructions

- 1) Never touch the plug with wet hands.
- 2) Keep the device away from rain and moisture.
- 3) Please ensure a minimum distance of 5 cm around the device for sufficient ventilation.
- 4) Do not cover the device with items such as newspapers, tablecloths, curtains, etc. as it may impede the ventilation.
- 5) Keep the device away from open flames.
- 6) Keep the device out of reach of children.
- 7) Use the device with the supplied power cable only.
- 8) Do not open the device, as this will invalidate the warranty.

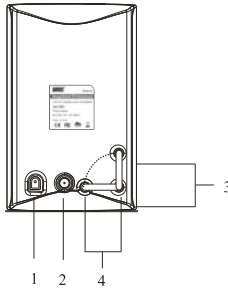
2. Main Features

- 28 dB amplified high gain aerial
- Frequency range: VHF 87.5-230MHz UHF 470-862MHz
- Can be adjusted horizontally or vertically for best results
- Can be powered by mains or antenna socket
- Low noise amplifier technology
- Noise Figure: 3dB maximum

3. Accessories

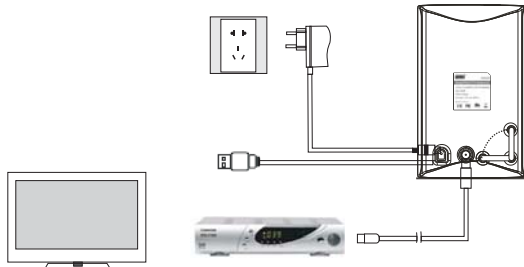


4. Part Names and Functions



- 1) DC IN Jack
- 2) To TV
- 3) Horizontal Table Stand Sockets
- 4) Vertical Table Stand Sockets

5. Operations



Please follow the steps below to operate the device:

Step 1: Connect the DTA310 to the mains power or a powered USB port using the provided adaptors.

Step 2: Connect one end of the antenna cable to your Set-top box, TV or receiver.

Step 3: Put the aerial on a flat surface. For best results, we recommend placing it near a window.

Step 4: Turn on your Set-top box, TV or receiver, and adjust the orientation of DTA310, to get the best reception.

Note:

The antenna can also be powered by the Set-top box, TV or other receiver if there is a power output from its antenna socket. If this is the case, there is no need to connect the device to the mains power or a powered USB port.



6. Specifications

- VHF 87.5-230MHz UHF 470-862MHz
- Gain: 28dB
- Dimension: 180 x115x20mm
- Net weight: 359g
- DC In: 5-6V $\overline{\text{---}}$ 40-100mA

■ Warranty

This product is guaranteed for twelve months from the date of the original purchase. In the unlikely event of any defect arising due to faulty materials or workmanship, the unit will be either replaced or repaired free of charge (where possible) during this period. An alternative product will be offered in case the product is no longer available or repairable.

This warranty is subject to the following conditions:

- The warranty is only valid within the country where the product is purchased.
- The product must be correctly installed and operated in accordance to the instructions given in this user manual.
- The product must be used solely for domestic purposes.
- The warranty only covers the main unit, and does not cover the accessories.
- The warranty does not cover the damage caused by misuse, negligence, accident and natural disaster.
- The warranty will be rendered invalid if the product is resold or has been damaged by inexperienced repairs. The manufacturer disclaims any liability for incidental or consequential damages.
- Please consult our customer adviser before returning any product; we are not responsible for any unexpected product returns.
- Any faulty product must be kept and returned in the original packaging with all the accessories and the original copy of the purchase receipt.

The warranty is in addition to, and does not diminish, your statutory or legal rights.

Customer Service:

Telephone: +44 (0) 845 250 0586

Email: service@augustint.com